


Gobbling Up Main Idea and Details

By: Jaime Pink
Bright Concepts 4 Teachers ©2013



Gobbling Up Main Idea and Details Directions




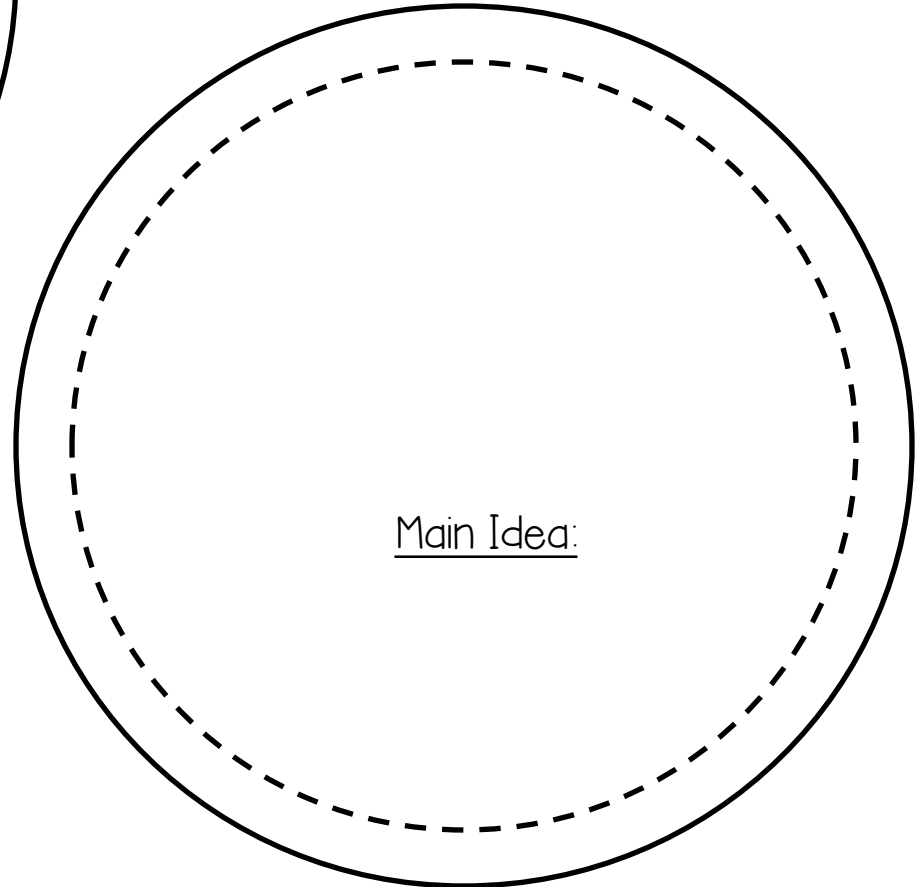

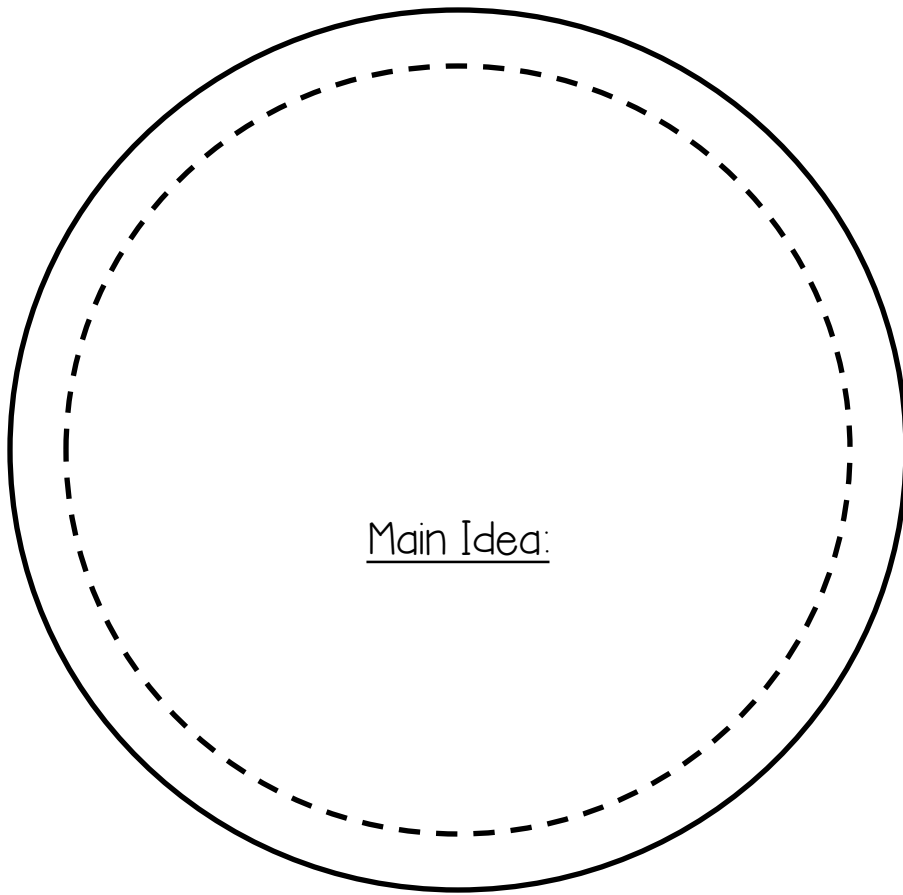
This activity is a great way to review main idea and details with your students all while getting them in the Thanksgiving spirit. Simply copy the body and head on brown paper. Copy the feathers on various colored paper, enough for each student to have 4 feathers. Finally, copy the feet on orange paper. Students should write the main idea on the body of the turkey and glue the head above their words. Next, they need to glue the feathers on their turkey and write a detail that supports the main idea on each of the feathers.

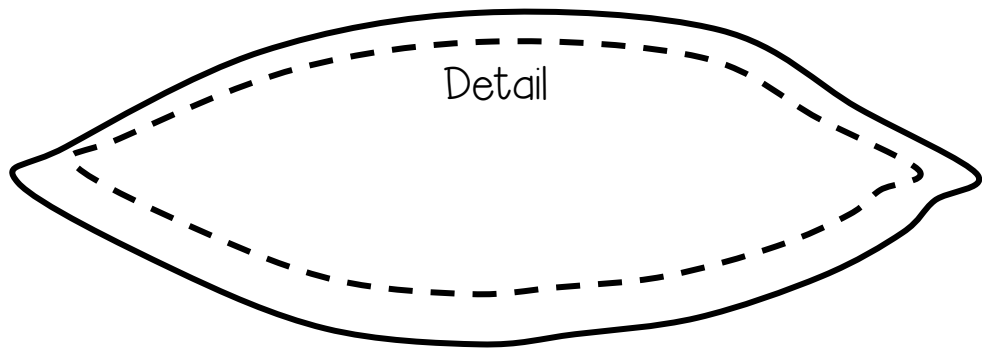
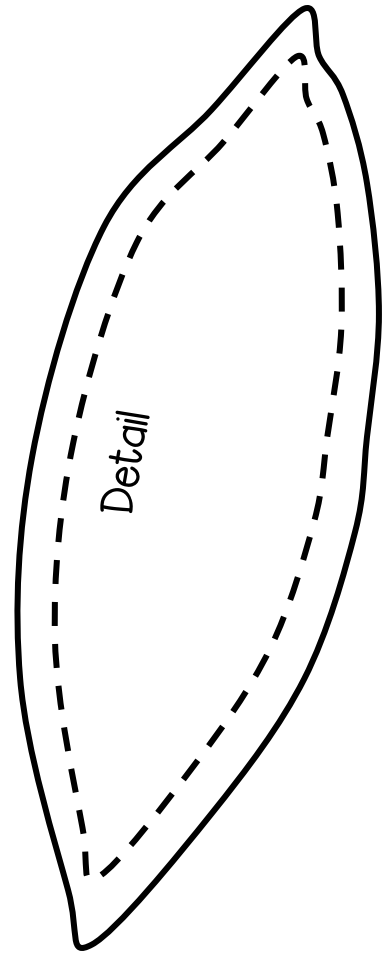
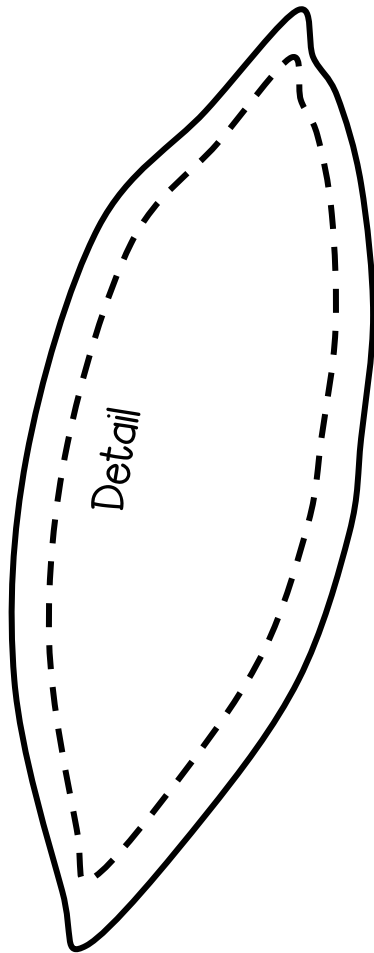
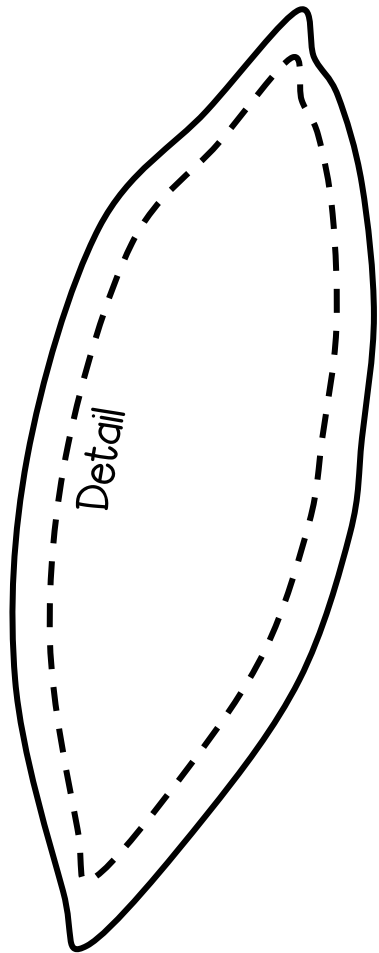
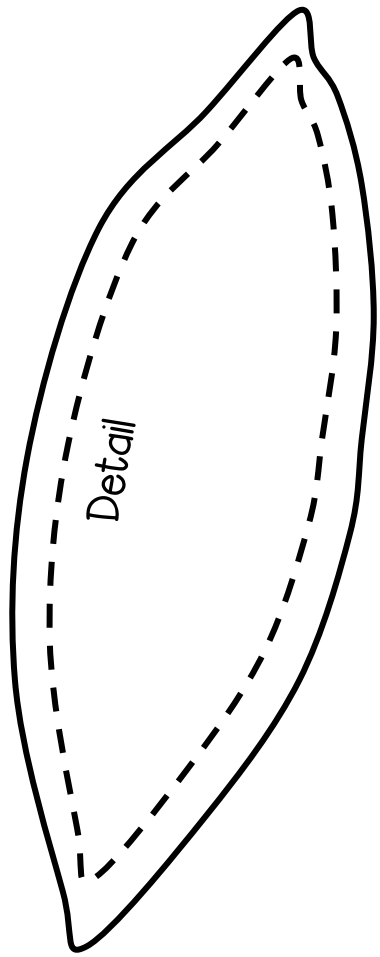
This activity can be used with any of your favorite Thanksgiving stories. It can also be used with the weekly story in your reading series.

Enjoy using it with your class!


-Jaime

Copy on brown
paper
(1 body and head
for each student)





Copy on various colored paper: orange, yellow, red
(4 for each student)



Feet: Copy on orange paper
(2 for each student)

Thank you for your download!

Fonts:



Graphics:



For more products or if you have questions/comments, please email me at:

Brightconcepts4teachers@gmail.com

My Blog

<http://brightconcepts4teachers.blogspot.com>

My Teachers Notebook Store

<http://www.teachersnotebook.com/shop/jpink>

My TpT Store:

<http://www.teacherspayteachers.com/store/bright-concepts-4-teachers>

Terms of Use:

©Jaime Pink 2013 All rights reserved. Purchase of this product entitles the purchaser the right to reproduce the pages for ONE CLASSROOM ONLY. Duplication for more than one classroom such as another teacher, grade level, school or district is strictly forbidden without the written permission from the author. Copying any part of this product and placing it on the internet in any form is strictly forbidden.

Please feel free to show samples and pictures of activities on your blogs and/or classroom websites, though I do ask you credit me by either linking to my TpT store or teaching blog, Bright Concepts 4 Teachers.