




Save the  
Turkey!

Persuasive Writing  
Project

{Common Core  
Aligned}

Grades 3-6



• **Instructions for using this in your classroom:**

- **Day One:** Show the writing prompt, “What’s for Dinner?” to your class. Discuss what persuasive writing is and how you use it to convince your reader to take action. Have students fill in the graphic organizer. They should make a claim on what a better alternative to turkey for Thanksgiving would be. Their claim should be backed up with three reasons and pieces of evidence or examples. They will be writing from the perspective of a turkey.

**Day Two:** Students will write a rough draft of their essay on the “What’s for Dinner?” rough draft template.

**Day Three:** This should be a day to do self and peer edits. The students can also turn their writing into the teacher for a teacher edit.

**Day Four:** Students can publish their writing on the turkey publishing writing template. There is also a template provided of a brochure if students would like to make a brochure emphasizing their point. The brochure should also be written from the perspective of the turkey.

**Common Core writing standards:**

3<sup>rd</sup>: CCSS.ELA-Literacy.W.3.1 Write opinion pieces on topics or texts, supporting a point of view with reasons.

4<sup>th</sup>: CCSS.ELA-Literacy.W.4.1 Write opinion pieces on topics or texts, supporting a point of view with reasons and information.

5<sup>th</sup>: CCSS.ELA-Literacy.W.5.1 Write opinion pieces on topics or texts, supporting a point of view with reasons and information.

6<sup>th</sup>: CCSS.ELA-Literacy.W.6.1 Write arguments to support claims with clear reasons and relevant evidence.

## What's for Dinner?


Imagine you are a turkey and Thanksgiving is approaching. You do not want to be eaten! Write from the perspective of a turkey and convince the humans to eat something else for dinner. What should the main course for Thanksgiving be and why is it better than turkey? Use your most convincing facts and explain your reasoning. Good

Luck!



# What's for Dinner?

Help! You are a turkey and want to have the humans eat another dish for their traditional Thanksgiving meal. Give another reasonable choice for dinner and back up your claim with reasons and evidence.



Claim: \_\_\_\_\_

\_\_\_\_\_  
\_\_\_\_\_  
\_\_\_\_\_

Reason:

\_\_\_\_\_  
\_\_\_\_\_  
\_\_\_\_\_  
\_\_\_\_\_  
\_\_\_\_\_  
\_\_\_\_\_  
\_\_\_\_\_

Evidence:

\_\_\_\_\_  
\_\_\_\_\_  
\_\_\_\_\_  
\_\_\_\_\_  
\_\_\_\_\_  
\_\_\_\_\_

Reason:

\_\_\_\_\_  
\_\_\_\_\_  
\_\_\_\_\_  
\_\_\_\_\_  
\_\_\_\_\_  
\_\_\_\_\_  
\_\_\_\_\_

Evidence:

\_\_\_\_\_  
\_\_\_\_\_  
\_\_\_\_\_  
\_\_\_\_\_  
\_\_\_\_\_  
\_\_\_\_\_

Reason:

\_\_\_\_\_  
\_\_\_\_\_  
\_\_\_\_\_  
\_\_\_\_\_  
\_\_\_\_\_  
\_\_\_\_\_  
\_\_\_\_\_


Evidence:

\_\_\_\_\_  
\_\_\_\_\_  
\_\_\_\_\_  
\_\_\_\_\_  
\_\_\_\_\_  
\_\_\_\_\_



# What's for Dinner?

(This is your rough draft.)



**Introduction:** This is where you will introduce your claim and reasons. Start with an anecdote (short story), question, quote, or interesting statement or fact.

---

---

---

---

---

---

---

**Body Paragraphs:** Each body paragraph should highlight a reason you support your claim mentioned in your introduction, as well as provide a piece of evidence that supports that reason.

---

---

---

---

---

---

---

---

---

---

---

---

---

---

---

---

---

---

---

---

---

---

---

---

---

---

---

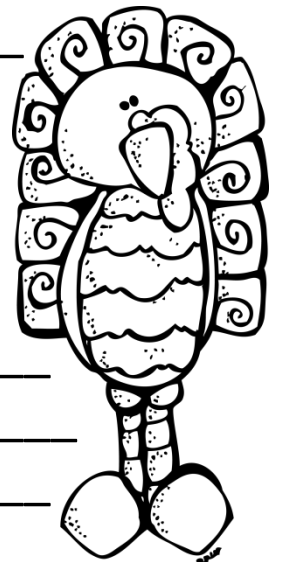
---

---

---

**Conclusion:** Wrap up your thoughts and statements here. Challenge the reader, ask a thought-provoking question, or restate your ideas in a new way.

Your rough draft is now done! After a self/peer edit and your teacher edit, it will be time to publish your work!



Why you  
should save  
the turkey!


---

---

---

---

---



---

---

---

---

---

---


---

---

---

---

# Save the Turkey!



Written By: \_\_\_\_\_




A handwriting practice sheet with a decorative border. On the left side, there are 15 vertical lines for writing. On the right side, there is a square box with a scalloped, decorative border.

A handwriting practice sheet with a decorative border. The entire page is filled with 20 vertical lines for writing.

A handwriting practice sheet with a decorative border. On the left side, there is a square box with a scalloped, decorative border. On the right side, there are 15 vertical lines for writing.

# credits:

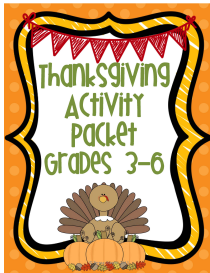


Click my icon to visit my store!



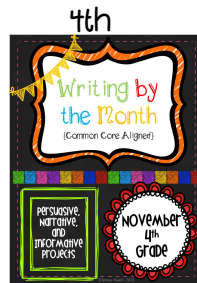


Like Me on Facebook!

Other Thanksgiving and November themed products in my store:



A Thanksgiving Activity Packet



Did you enjoy this product? Then my Writing by the Month products would be a perfect addition to your curriculum! I have them available for 4th, 5th, and 6th grades, all aligned with the CCSS. Above are the links for the 4th, 5th, and 6th grade November Writing by the Month products. Each product includes lessons and writing assignments for persuasive writing, informative writing, and narrative writing.

This is a link to my newest product line! Language Arts Grab and Go Centers by the Month for grades 3-6. This is the November addition. Check out my store to see the other months!

## Writing by the Month {The Entire Year}-Bundles

4th Grade

5th Grade

6th Grade



This item is a digital download from my TpT store <http://www.teacherspayteachers.com/Store/Teresa-Kwant> As such, it is for use in one classroom only. This item is also bound by copyright laws and redistributing, editing, selling, or posting this item (or any part thereof) on the Internet are all strictly prohibited without first gaining permission from the author.

Violations are subject to the penalties of the Digital Millennium Copyright Act. Please contact me if you wish to be granted special permissions! [tkkwant@gmail.com](mailto:tkkwant@gmail.com)

Any claims of correlation or alignment to the CCSS (Common Core State Standards) are solely those of Teresa Kwant and have not been evaluated or endorsed by the NGA. Teresa Kwant is the sole creator of this product and does not claim endorsement or association with the creators of the CCSS (Common Core Standards).

### Common Core:

© Copyright 2010. National Governors Association Center for Best Practices and Council of Chief State School Officers. All rights reserved.

Authors: National Governors Association Center for Best Practices, Council of Chief State School Officers  
Title: Common Core State Standards English Language Arts, Writing  
Publisher: National Governors Association Center for Best Practices, Council of Chief State School Officers, Washington D.C.  
Copyright Date: 2010